


Regulation Speed Limit	50 km/h	60 km/h	70 km/h	80 km/h	90 km/h	100 km/h
Taper Length For Lane Closure	35 (1,200)	55 (1,750)	75 (2,250)	90 (2,750)	110 (3,300)	130 (3,900)
Taper Length For Shoulder Work on Urban (CPH Used (200 - 3 Lane))	5	8	10	10	12	15
Minimum Distance Between Cones or Tubular Markers for 2L	10	10	10	10	10	10
Minimum Taper Distance Between Cones	30	60	90	120	150	180
Distance Between Construction Signs	40	60	80	100	120	150

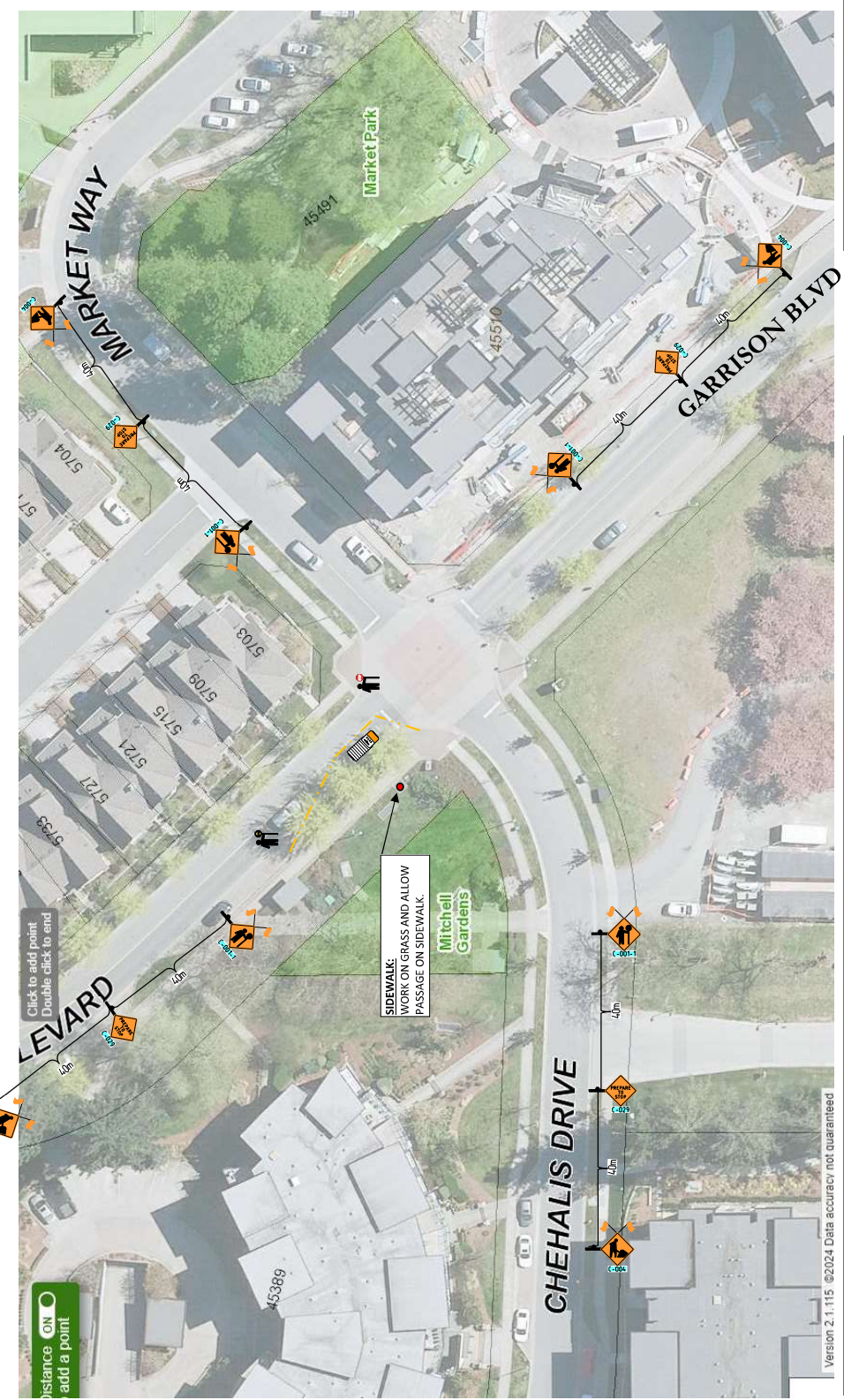

LEGENDS:

- SIGN STAND
- DELINEATORS
- TCP
- ARROWBOARD TRUCK
- POLE
- REMOVE POLE
- MANHOLE/SERVICE BOX
- NEW TRENCH
- NEW U/G CABLE

COMPANY: DIXON NETWORKS CORPORATION
 CONTACT: JOHNNY WOO
 PHONE: 604-940-8817 EXT. 238



DESIGN. BUILD. DELIVER.

VA-341

Notes:
 - All traffic control devices and signs to comply with latest MOTI Manual Work on Roadway
 - Notify BC Transit – Chilliwack Transit System of work and any bus stop relocations

Scope: TELECOM MAINTENANCE WORK
Dates: ASAP
Hours: AS PER APPROVED BY CITY

Version 2.1.115 @2024 Data accuracy not guaranteed